

UConn College of Liberal Arts and Sciences

Mission

The UConn College of Liberal Arts and Sciences transforms lives. Through critical research and inquiry, creative education and mentorship, and ethical social engagement, we generate the foundational, collaborative environment that empowers all members of the UConn community to discover their agency and do meaningful work in the world.

Academic Departments

Anthropology
Chemistry
Communication
Ecology and Evolutionary Biology
Economics
English
Geography
Geosciences
History
Human Development and Family Sciences
Journalism
Linguistics

Literatures, Cultures, and Languages
Marine Sciences
Mathematics
Molecular and Cell Biology
Philosophy
Physics
Physiology and Neurobiology
Political Science
Psychological Sciences
Public Policy
Sociology
Speech, Language, and Hearing Sciences
Statistics

Faculty

Full-time Instructional Faculty

Fall 2021

Storrs campus	664
Regional campuses	144
Total	808

New Faculty

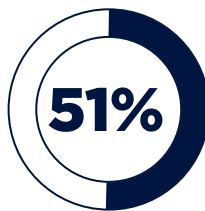
Self-Identified, Academic Year 2021-2022

Female	73%
Minority	62%

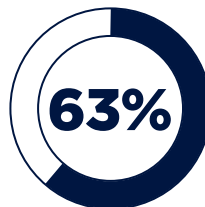
Courses

Fall 2021

Storrs campus	3,245
Regional campuses	865
Total	4,110



of full-time faculty at UConn are housed in CLAS departments.



of total credit hours at UConn are taught in CLAS.

Fast Facts

25

Academic departments

13

Centers, institutes, and programs

\$59M

External research funding awarded to the College in Fiscal Year 2021

250+

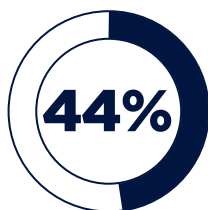
Faculty presentations to community groups, government agencies, and the CT Legislature in Fiscal Year 2021

UConn College of Liberal Arts and Sciences

Undergraduate Students

Fall 2021

Storrs campus	7,971
Regional campuses	2,310
Total	10,281

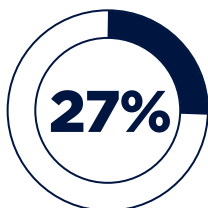


44% of UConn undergraduates are CLAS majors.

Graduate Students

Fall 2021

Storrs campus	1,444
Regional campuses	241
Total	1,685

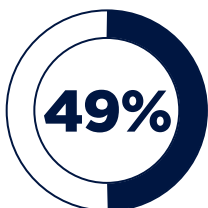


27% of UConn graduate students are in CLAS programs.

Degrees Conferred

Academic Year 2020-2021

Bachelor's Degree	2,770
Master's Degree	296
Doctorate	161



49% of undergraduate degrees at UConn are awarded by CLAS.

Student Characteristics

Self-Identified, Fall 2021

	Undergraduate	Graduate
Female	59%	57%
Minority	44%	18%
International	8%	32%

Fast Facts

120

Undergraduate majors and minors

59

Graduate degree and certificate programs

654

Undergraduate scholarships and graduate fellowships awarded by CLAS in Fiscal Year 2021

1,700+

CLAS undergraduates participated in research, an internship, independent study, or practicum in Fiscal Year 2021

Alumni

119,000+ UConn CLAS Alumni

Where they work and live:



All 50 states
in the U.S.



90+ countries
across the globe



More than half
reside in Connecticut