

UConn College of Liberal Arts and Sciences

Mission

The UConn College of Liberal Arts and Sciences transforms lives. Through critical research and inquiry, creative education and mentorship, and ethical social engagement, we generate the foundational, collaborative environment that empowers all members of the UConn community to discover their agency and do meaningful work in the world.

Academic Departments

Anthropology
Chemistry
Communication
Ecology and Evolutionary Biology
Economics
English
Geography
Geosciences
History
Human Development and Family Sciences
Journalism
Linguistics

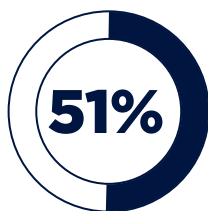
Literatures, Cultures, and Languages
Marine Sciences
Mathematics
Molecular and Cell Biology
Philosophy
Physics
Physiology and Neurobiology
Political Science
Psychological Sciences
Public Policy
Sociology
Speech, Language, and Hearing Sciences
Statistics

Faculty

Full-time Instructional Faculty

Fall 2021

| | |
|-------------------|-----|
| Storrs campus | 664 |
| Regional campuses | 144 |
| Total | 808 |



of full-time faculty at UConn are housed in CLAS departments.

New Faculty

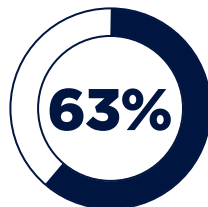
Self-Identified, Academic Year 2021-2022

| | |
|----------|-----|
| Female | 73% |
| Minority | 62% |

Courses

Fall 2021

| | |
|-------------------|-------|
| Storrs campus | 3,245 |
| Regional campuses | 865 |
| Total | 4,110 |



of total credit hours at UConn are taught in CLAS.

Fast Facts

25

Academic departments

13

Centers, institutes, and programs

\$58M

External research funding awarded to the College in Fiscal Year 2021

250+

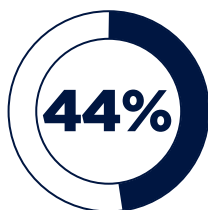
Faculty presentations to community groups, government agencies, and the CT Legislature in Fiscal Year 2021

UConn College of Liberal Arts and Sciences

Undergraduate Students

Fall 2021

| | |
|-------------------|--------|
| Storrs campus | 7,971 |
| Regional campuses | 2,310 |
| Total | 10,281 |

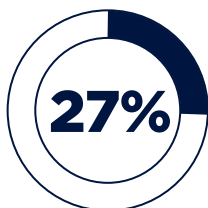


44% of UConn undergraduates are CLAS majors.

Graduate Students

Fall 2021

| | |
|-------------------|-------|
| Storrs campus | 1,444 |
| Regional campuses | 241 |
| Total | 1,685 |

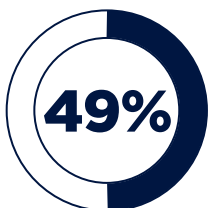


27% of UConn graduate students are in CLAS programs.

Degrees Conferred

Academic Year 2020-2021

| | |
|-------------------|-------|
| Bachelor's Degree | 2,770 |
| Master's Degree | 296 |
| Doctorate | 161 |



49% of undergraduate degrees at UConn are awarded by CLAS.

Student Characteristics

Self-Identified, Fall 2021

| | Undergraduate | Graduate |
|---------------|---------------|----------|
| Female | 59% | 57% |
| Minority | 44% | 18% |
| International | 8% | 32% |

Fast Facts

120

Undergraduate majors and minors

59

Graduate degree and certificate programs

654

Undergraduate scholarships and graduate fellowships awarded by CLAS in Fiscal Year 2021

1,700+

CLAS undergraduates participated in research, an internship, independent study, or practicum in Fiscal Year 2021

Alumni

119,000+ UConn CLAS Alumni

Where they work and live:



All 50 states
in the U.S.



90+ countries
across the globe



More than half
reside in Connecticut