

# UConn College of Liberal Arts and Sciences

## The College of Liberal Arts and Sciences transforms lives.

Through critical research and inquiry, creative education and mentorship, and ethical social engagement, we generate the foundational, collaborative environment that empowers all members of the UConn community to discover their agency and do meaningful work in the world.

### Academic Departments

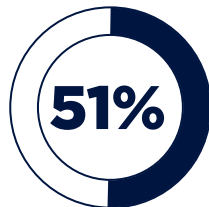
Anthropology  
 Chemistry  
 Communication  
 Ecology and Evolutionary Biology  
 Economics  
 English  
 Geography  
 Geosciences  
 History  
 Human Development and Family Sciences  
 Journalism  
 Linguistics

Literatures, Cultures, and Languages  
 Marine Sciences  
 Mathematics  
 Molecular and Cell Biology  
 Philosophy  
 Physics  
 Physiology and Neurobiology  
 Political Science  
 Psychological Sciences  
 Public Policy  
 Sociology  
 Speech, Language, and Hearing Sciences  
 Statistics

### Full-Time Faculty

Fall 2019

Storrs campus	650
Regional campuses	121
<b>Total</b>	<b>771</b>

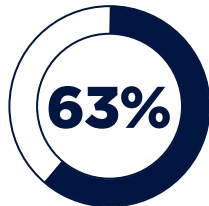


51% of full-time faculty at UConn are housed in CLAS departments.

### Course Offerings

Fall 2019

Storrs campus	3,456
Regional campuses	825
<b>Total</b>	<b>4,281</b>



63% of total credit hours at UConn are taught in CLAS.

### Fast Facts

**25**  
Academic Departments

**13**  
Centers, Institutes, and Programs

**\$59M**  
External research funding awarded to the College in FY 2019

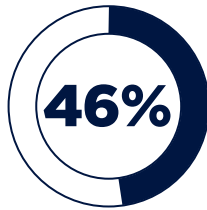
**7**  
Service and Outreach Units

# UConn College of Liberal Arts and Sciences

## Undergraduate Students

Fall 2019

Storrs campus	8,392
Regional campuses	2,316
<b>Total</b>	<b>10,708</b>

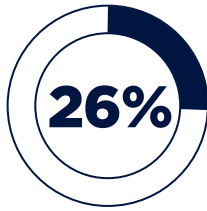


of UConn undergraduates are CLAS majors.

## Graduate Students

Fall 2019

Storrs campus	1,513
Regional campuses	192
<b>Total</b>	<b>1,705</b>

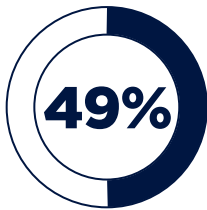


of UConn graduate students are in CLAS program tracks.

## Degrees Conferred

Fall 2019

Bachelor's Degree	2,772
Master's Degree	303
Doctorate	183



of undergraduate degrees at UConn are awarded by CLAS.

## Student Characteristics

Fall 2019

	Undergraduate	Graduate
Female	54%	55%
Minority	40%	14%
International	10%	36%

## Fast Facts

**52**

Undergraduate Majors

**65**

Undergraduate Minors

**53**

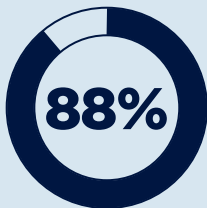
Graduate Programs

**748**

Undergraduate scholarships and graduate fellowships awarded by CLAS in FY 2019

## Alumni

**110,000 +**  
**UConn Alumni**  
have earned a CLAS degree.



of 2019 graduates were employed, in graduate school, or doing service 6 months post-graduation.